

September 10, 2019

10:30 AM

Ashby Ponds

Great Oaks Theater



9/11: Inside Job ?

Showing of 70 min film
“Loose Change,”
followed by Q&A
led by Enver Masud.

Enver has given dozens of
talks on 9/11 in the U.S. and
overseas, managed the U.S.
National Power Grid Study,
consulted for USAID and
The World Bank
— author of 9/11 UNVEILED
FREE on the Internet

**The 9/11 Commission chair has written “we were setup to fail.”
Senator Cleland resigned the 9/11 Commission saying “it’s a scam.”**

**This year, NY area fire commissioners, claiming evidence of pre-
planted explosives, demanded a new investigation. Since 2002,
military and intelligence professionals, engineers, architects, pilots
have doubted the official account.**

**Does “Loose Change” raise reasonable doubt about the official account
of 9/11? What about the trillions spent on the war on terrorism?**

ONEWORLD – films and talks that challenge us to think, grow



9/11: Inside Job ?

Presented at Ashby Ponds
by Enver Masud
September 10, 2019

CIA dispatch 'conspiracy theory'

April 1967, the CIA wrote a dispatch which coined the term "conspiracy theories" ... and recommended methods for discrediting such theories. The dispatch was marked "psych" – short for "psychological operations" or disinformation – and "CS" for the CIA's "Clandestine Services" unit. The dispatch was produced in responses to a FOIA request by the New York Times in 1976.


DISPATCH		PROCESSED ACTION
Chicago, Certain Stations and Bases	X	NO HANDING REQUIRED
Document Number 1035-960		ONLY QUALIFIED DESK CAN JUDGE INDEXING
For FOIA Review on SEP 1976		MICROFILM
3 Countering Criticism of the Warren Report		
SPECIFIED REFERENCES FOR OSWALD FILE BENCH		
THIS WAS PULLED TOGETHER BY IN CLOSE COOPERATION WITH OF THE SOURCE MATERIAL, RECORDED FROM THE TRENDS, AND PROVIDED GENERAL INFORMATION AS TO THE CASE. THE SOURCES ARE BEING WRITTEN		
1. Our Concern. From the day of President Kennedy's assassination on, there has been speculation about the responsibility for his murder. Although this was stemmed for a time by the Warren Commission report (which appeared at the end of September 1964), various writers have now had time to scan the Commission's published report and documents for new pretexts for questioning, and there has been a new wave of books and articles criticizing the Commission's findings. In most cases the critics have speculated as to the existence of some kind of conspiracy, and often they have implied that the Commission itself was involved. Presumably as a result of the increasing challenge to the Warren Commission's Report, a public opinion poll recently indicated that 46% of the American public did not think that Oswald acted alone, while more than half of those polled thought that the Commission had left some questions unresolved. Doubtless polls abroad would show similar, or possibly more adverse, results.		
2. This trend of opinion is a matter of concern to the U.S. government, including our organization. The members of the Warren Commission were naturally chosen for their integrity, experience, and prominence. They represented both major parties, and they and their staff were deliberately drawn from all sections of the country. Just because of the standing of the Commissioners, efforts to impugn their rectitude and wisdom tend to cast doubt on the whole leadership of American society. Moreover, there seems to be an increasing tendency to hint that President Johnson himself, as the one person who might be said to have benefited, was in some way responsible for the assassination. Immense of such seriousness affects not only the individual concerned, but also the whole reputation of the American government. Our organization itself is directly involved: among other facts, we contributed information to the investigation. Conspiracy theories have frequently thrown suspicion on our organization, for example by falsely alleging that Lee Harvey Oswald worked for us. The aim of this dispatch is to provide material for countering and discrediting the claims of the conspiracy theorists, so as to inhibit the circulation of such claims in other countries. Background information is supplied in a classified section and in a number of unclassified attachments.		
3. Action. We do not recommend that discussion of the assassination question be initiated where it is not already taking place. Where discussion is active however, addressees are requested:		
9 attachments h/v	DISPATCH SYMBOL AND NUMBER	DATE
1 - <i>Satt</i>	CLASSIFICATION	4/1/67
		DESTROY WHEN NO LONGER NEEDED

Did 19 Arabs do the 9/11 attacks?


	YES	NO	UNDECIDED
BEFORE "Loose Change"	XXX	XXX	XXX
AFTER "Loose Change"	XXX	XXX	XXX

Agenda, background

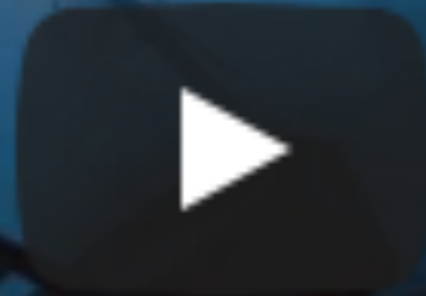
- ❖ View film “Loose Change” — 1 hour 10 minutes
- ❖ Discussion, Q&A
- ❖ Presenter Enver Masud — author *9/11 UNVEILED*
 - ❖ Engineering management consultant
 - ❖ Worked for USAID, World Bank, advised national governments — Indonesia, Pakistan, Russia, . . .
 - ❖ Managed US National Power Grid Study — 150 persons



Loose Change 2nd Edition (HD) EUL...



LOOSE CHANGE
2ND EDITION



**"... THE FIRST INTERNET BLOCKBUSTER."
-VANITY FAIR, AUGUST 2006**

2nd Edition

Patriots question official accounts

- ❖ Since 2002, thousands of military and intelligence professionals, engineers, architects, pilots have questioned the official account
- ❖ The 9/11 Commission Chair Thomas Kean and Vice Chair Lee Hamilton wrote in their book — *Without Precedent: The Inside Story of the 9/11 Commission* — that they were “setup to fail”
- ❖ Sen. Max Cleland (R-GA) resigned from the 9/11 Commission saying “it's a scam”
- ❖ This year, NY area fire commissioners, claiming evidence of planted explosives, demanded a new investigation

Gen Wesley Clark revealed

- * Gen Wesley Clark* revealed:
“This is a memo that describes how we’re going to take out seven countries in five years, starting with Iraq, and then Syria, Lebanon, Libya, Somalia, Sudan and, finishing off, Iran.”

* Supreme Allied commander in Europe
and head of all NATO forces



Gen Wesley Clark (Sep 2001)



John Stuart Mill (1806 - 73)



- ❖ Most influential English language philosopher of the 19th century
- ❖ “He who knows only his own side of the case knows little of that. His reasons may be good, and no one may have been able to refute them. But if he is equally unable to refute the reasons on the opposite side, if he does not so much as know what they are, he has no ground for preferring either opinion . . .
- ❖ “Nor is it enough that he should hear the opinions of adversaries from his own teachers, presented as they state them, and accompanied by what they offer as refutations. He must be able to hear them from persons who actually believe them . . . he must know them in their most plausible and persuasive form.”

SOCIAL SECURITY

Social Security is a social insurance program funded through dedicated payroll taxes according to the Federal Insurance Contributions Act (FICA). *Source: Office of Management and Budget*

US Get the iPhone App

Debt Clock Time Machine

State Debt Clocks **World Debt Clocks**

US NATIONAL DEBT
\$22,538,060,408,677
 DEBT PER CITIZEN: **\$68,368**
 DEBT PER TAXPAYER: **\$183,023**

US FEDERAL SPENDING (OFFICIAL): **\$4,512,631,607,855**
 US FEDERAL BUDGET DEFICIT (OFFICIAL): **\$1,003,172,542,455**

US FEDERAL SPENDING (ACTUAL): **\$4,888,570,517,338**
 US FEDERAL BUDGET DEFICIT (ACTUAL): **\$1,178,727,737,333**

US FEDERAL DEBT TO GDP RATIO
 1960: **52.47%** 1980: **34.65%** 2000: **56.51%** NOW: **105.5%**

US FEDERAL BUDGET DEFICIT/SURPLUS TO GDP RATIO
 1980: **2.23%** 1990: **4.04%** 2000: **2.26%** 2010: **9.03%** NOW: **4.69%**

US FEDERAL TAX REVENUE
\$3,509,459,065,399
 REVENUE PER CITIZEN: **\$10,647**
 REVENUE PER TAXPAYER: **\$28,511**

US FEDERAL REVENUE TO GDP RATIO
 1900: **3.186%** 1950: **13.53%** 2000: **19.45%** NOW: **16.44%**

US FEDERAL SPENDING TO GDP RATIO
 1900: **3.116%** 1950: **16.32%** 2000: **17.46%** NOW: **21.13%**

TOTAL STATE REVENUE
\$1,676,537,316,101
TOTAL LOCAL REVENUE
\$1,422,348,310,935
 REVENUE PER CITIZEN: **\$9,401**

FEDERAL TRANSFER: **\$726,763,640,291**
 PROPERTY TAX REVENUE: **\$593,460,257,243**
 TAX PER ADULT: **\$2,326**

US GROSS DOMESTIC PRODUCT
\$21,350,827,740,587
TOTAL WORKER COMPENSATION
\$11,459,054,533,349

INCOME TAX REVENUE
\$1,750,972,711,279
 PER TAXPAYER: **\$14,225**

PAYROLL TAX REVENUE
\$1,228,670,944,491
 PER WORKER: **\$7,806**

CORPORATE TAX REVENUE: **\$242,207,060,472**
 EXCISE TAX REVENUE: **\$97,918,721,139**
 TARIFF TAX REVENUE: **\$65,721,187,988**

FEDERAL RESERVE REMITTANCES: **\$74,486,354,881**
 ESTATE AND GIFT TAX: **\$18,837,029,645**
 CHARITABLE DONATIONS: **\$428,938,394,051**
 PER ADULT: **\$1,681**

STATE DEBT
\$1,217,710,271,904
 DEBT PER CITIZEN: **\$3,694**

LOCAL DEBT
\$1,884,989,324,851
 DEBT PER CITIZEN: **\$5,719**

UNFUNDED PENSION LIABILITY: **\$6,746,116,529,639**
 UNFUNDED PER CIT.: **\$20,466**

MUNICIPAL EMPLOYEES: **19,273,593**
 AVERAGE SALARY: **\$55,424**

TOTAL FEDERAL/STATE/LOCAL SPENDING: **\$7,656,315,630,038**
 TOTAL DEBT TO GDP RATIO: **120.09%**
 REVENUE TO GDP RATIO: **30.95%**
 SPENDING TO GDP RATIO: **35.85%**

Largest Budget Items

MEDICARE/MEDICAID: **\$1,172,810,592,226**
 SOCIAL SECURITY: **\$1,035,020,062,463**
 DEFENSE/WAR: **\$642,463,883,412**
 INTEREST ON DEBT (NET): **\$378,950,238,427**
 INCOME SECURITY: **\$298,371,588,721**

FEDERAL PENSIONS: **\$287,231,941,770**
 FOOD/AGRICULTURAL SUBSIDIES: **\$155,672,039,135**
 WASTE/FRAUD/ABUSE: **\$135,965,634,809**
 CLASSIFIED PROGRAMS: **\$85,685,794,359**

Unfunded Debt/Interest

US TOTAL INTEREST PAID: **\$3,506,509,735,794**
 INTEREST PER ADULT: **\$13,744**

US TOTAL DEBT: **\$74,156,631,313,175**
 TOTAL DEBT PER CITIZEN: **\$224,959**
 TOTAL DEBT PER FAMILY: **\$876,995**
 SAVINGS PER FAMILY: **\$12,306**

US BANK REVENUE: **\$970,145,808,859**
 BANK INTEREST RECEIVED: **\$699,248,471,044**
 BANK INTEREST PAID: **\$139,883,168,966**
 TOTAL PERSONAL DEBT: **\$19,808,639,119,145**
 PERSONAL DEBT PER CIT.: **\$60,090**
 DEBT TO INCOME: **1.723 x**

MORTGAGE DEBT: **\$15,674,599,426,042**
 PER MORTGAGE: **\$203,970**
 STUDENT LOAN DEBT: **\$1,613,791,980,590**
 PER STUDENT: **\$37,084**
 CREDIT CARD DEBT: **\$1,071,281,919,831**
 PER HOLDER: **\$6,658**

FEDERAL RESERVE SHAREHOLDER PROFITS: **\$77,875,260,306**
 FEDERAL RESERVE UNFUNDED INTEREST NOW: **\$529,000,440,778**
 DEBT TO WEALTH RATIO: **\$951 to \$1**
 FEDERAL RESERVE UNFUNDED INTEREST SINCE 1913: **\$10,786,612,095,538**

Money Creation

US CENTRAL BANK "ASSETS" NOW: **\$4,735,897,822,635**
 US MONETARY BASE NOW: **\$3,225,541,814,870**
 US M2 MONEY SUPPLY NOW: **\$14,908,325,604,859**
 CURRENCY AND CREDIT DERIVATIVES NOW: **\$545,706,303,006,839**

US CENTRAL BANK DEBT SECURITIES: **\$4,441,069,071,329**
 US MONETARY BASE 2000: **\$600,460,655,196**
 US M2 MONEY SUPPLY 2000: **\$4,853,603,753,931**
 CURRENCY AND CREDIT DERIVATIVES 2000: **\$92,158,518,416,593**

Trade Balance

US DEBT HELD BY FOREIGN COUNTRIES: **\$6,711,251,741,396**
 US TRADE DEFICIT: **\$889,118,968,183**
 US TRADE DEFICIT - CHINA: **\$397,079,119,868**
 US IMPORTED OIL: **\$215,543,495,577**
 IMPORTED OIL - OPEC: **\$50,496,748,253**

SMALL BUSINESS ASSETS
\$13,322,374,841,536

CORPORATION ASSETS
\$27,166,674,831,810

HOUSEHOLD ASSETS
\$116,762,363,117,583

US TOTAL NATIONAL ASSETS
\$157,251,412,792,327

ASSETS PER CITIZEN
\$476,998

US POPULATION 329,654,243	US WORKFORCE NOW 157,416,824	OFFICIAL UNEMPLOYED 6,045,292	LOBBYING MONEY SPENT \$3,623,685,599	DOLLAR SUPPLY ADDED NOW \$727,411,569,440
US INCOME TAXPAYERS 123,105,480	US WORKFORCE 2000 157,912,920	ACTUAL UNEMPLOYED 11,363,434	DARK CAMPAIGN MONEY \$157,646,357	DOLLAR SUPPLY ADDED 1913 \$652,717,064
PRIVATE SECTOR JOBS 125,159,507	NOT IN LABOR FORCE NOW 95,897,449	FULL-TIME WORKERS 130,570,182	TOTAL CAMPAIGN NOW \$6,462,833,640	DOLLAR TO CITIZEN RATIO NOW \$2,207 PER CITIZEN
US SELF-EMPLOYED 8,949,573	NOT IN LABOR FORCE 2000 80,581,963	PART-TIME WORKERS 26,849,608	TOTAL CAMPAIGN 2000 \$1,653,038,207	DOLLAR TO CITIZEN RATIO 1913 \$6.62 PER CITIZEN
US UNION WORKERS 15,239,668	MEDIAN INCOME NOW \$33,309	MEDIAN NEW HOME NOW \$315,523	AVERAGE NEW CAR NOW \$37,325	DOLLAR TO OIL RATIO NOW \$21.48 PER BARREL
GOVERNMENT EMPLOYEES 23,966,026	MEDIAN INCOME 2000 \$30,798	MEDIAN NEW HOME 2000 \$166,425	AVERAGE NEW CAR 2000 \$22,452	DOLLAR TO OIL RATIO 1913 \$2.04 PER BARREL
MANUFACTURING JOBS NOW 12,879,276	US BANKRUPTCIES 744,542	HEALTHCARE COST NOW \$11,460	COLLEGE TUITION NOW \$24,494	DOLLAR TO SILVER RATIO NOW \$803 PER OUNCE
MANUFACTURING JOBS 2000 17,161,938	US FORECLOSURES 408,047	HEALTHCARE COST 2000 \$5,479	COLLEGE TUITION 2000 \$11,851	DOLLAR TO SILVER RATIO 1913 \$2.64 PER OUNCE
US RETIREES 53,704,318	US VETERANS 20,832,188	US HOMELESS 554,074	\$ TO CRYPTO RATIO NOW 58.50 to 1	DOLLAR TO GOLD RATIO NOW \$6,618 PER OUNCE
US DISABLED 10,006,806	US ARMED FORCES 1,371,988	US DRUG DEATHS 67,418	\$ TO CRYPTO RATIO 2013 9,548 to 1	DOLLAR TO GOLD RATIO 1913 \$29.06 PER OUNCE
MEDICARE ENROLLEES 59,574,685	LIVING IN POVERTY 37,386,254	US MILLIONAIRES 17,702,963	TOP 1% WEALTH \$56,739,444,330,715	PAPER TO SILVER RATIO NOW 198.74 to 1
MEDICAID RECIPIENTS 76,930,929	WITHOUT INSURANCE 27,396,563	FOOD STAMP RECIPIENTS 35,337,597	BOTTOM 50% WEALTH \$1,745,829,056,330	PAPER TO GOLD RATIO NOW 110.34 to 1

SOCIAL SECURITY LIABILITY
\$19,981,587,450,739

MEDICARE LIABILITY
\$30,824,955,006,921

US UNFUNDED LIABILITIES
\$125,662,655,217,578

LIABILITY PER CITIZEN
\$381,192

Did 19 Arabs do the 9/11 attacks?

	YES	NO	UNDECIDED
BEFORE "Loose Change"	XXX	XXX	XXX
AFTER "Loose Change"	XXX	XXX	XXX

More at TWF.org

- ❖ *9/11 UNVEILED*
— FREE download at TWF.org
includes link to evidence,
145,000 plus downloads
- ❖ \$9.95 at most bookstores
ISBN 0970001150
- ❖ Subscribe to The Wisdom Fund
mailing list and Twitter news
feed at TWF.org

9/11 UNVEILED



ENVER MASUD